

# Kitten in a Basket

by

Ann Logan



















































[www.cross-stitch-pattern.net](http://www.cross-stitch-pattern.net)



This kit was designed and created on StitchCraft software

<http://www.stitchcraft.info>

# Key

Color	Symbol	Cat No.	Brand	Type	Stitches	Skeins
		963	D.M.C.	Stranded Cotton	253	0.2
		3354	D.M.C.	Stranded Cotton	291	0.2
		3688	D.M.C.	Stranded Cotton	299	0.2
		605	D.M.C.	Stranded Cotton	220	0.2
		3722	D.M.C.	Stranded Cotton	292	0.2
		3348	D.M.C.	Stranded Cotton	1667	0.9
		3347	D.M.C.	Stranded Cotton	1278	0.7
		745	D.M.C.	Stranded Cotton	1961	1.1
		744	D.M.C.	Stranded Cotton	1523	0.9
		951	D.M.C.	Stranded Cotton	268	0.2
		3856	D.M.C.	Stranded Cotton	436	0.3
		3855	D.M.C.	Stranded Cotton	276	0.2
		453	D.M.C.	Stranded Cotton	346	0.2
		739	D.M.C.	Stranded Cotton	530	0.3
		938	D.M.C.	Stranded Cotton	30	0.1
		B5200	D.M.C.	Stranded Cotton	472	0.3
		3865	D.M.C.	Stranded Cotton	535	0.3
		Ecru	D.M.C.	Stranded Cotton	1216	0.7
		3024	D.M.C.	Stranded Cotton	211	0.2
		3782	D.M.C.	Stranded Cotton	375	0.3
		3866	D.M.C.	Stranded Cotton	172	0.1
		842	D.M.C.	Stranded Cotton	343	0.2
		841	D.M.C.	Stranded Cotton	181	0.1
		840	D.M.C.	Stranded Cotton	209	0.2
		648	D.M.C.	Stranded Cotton	197	0.2

## Notes

Material Type: Aida Generic White

Sewing Count: 14/inch or 55/100mm

Design Size: 161 x 149 stitches

Sewn Design Size: 11.5 x 10.6 inches or 292 x 270 mm

Suggested Material Size: 17.4 x 16.5 inches or 442 x 420 mm

Stitch Style: Cross-stitch Using 2 strands

Below is a plan showing how the chart pages fit together.  
The page number is shown at the top left of each chart page.

A:1	B:1	C:1
A:2	B:2	C:2

The image displays a large grid, likely a technical drawing or a complex data table, divided into several sections by thick black lines. The grid contains various symbols and patterns:

- Top Section:** Contains sparse symbols, including 'S' and 'S S S'.
- Middle-Left Section:** Features a dense pattern of downward-pointing triangles (▽) and 'S' characters.
- Middle-Right Section:** Contains a series of 'N' characters and vertical bars (|).
- Bottom-Left Section:** Shows a pattern of 'S' characters and downward-pointing triangles (▽).
- Bottom-Right Section:** Contains a complex arrangement of symbols, including 'S', 'N', 'I', 'F', 'X', 'O', '+', and '-'. It also features several rows of downward-pointing triangles (▽) and upward-pointing triangles (▲).

The grid is composed of small squares, with the symbols placed within these squares. The overall layout is highly structured and repetitive, suggesting a systematic representation of data or a technical drawing.














# StitchCraft

## *Design your own Cross Stitch on Computer!*


StitchCraft is the perfect tool for anyone who loves needlework. With StitchCraft you can sew the sample charts provided, easily turn photos into ready-to-sew charts or design your own beautiful charts for cross stitch, tapestry, knitting, rug hooking, beadwork and any other grid-based needlework. StitchCraft is easy-to-use leaving you free to be creative!

### Over 120 Sample Charts




*StitchCraft comes with over 120 ready to sew charts from top designers like DMC, Coats & Vivienne Garforth. The hardest part is choosing which design to sew first!*

### Design Charts from Photos



*Ever wished you could turn favourite photos into needlework designs? Now it's easy! StitchCraft will lead you through the options for your new chart, and in minutes it's ready to print out and sew.*

### Designing Freehand




*How about designing your own chart? StitchCraft has an extensive range of easy-to-use tools for designing your own charts. It won't be long before you're designing like a pro too.*

### STITCHCRAFT ALLOWS YOU TO:

- Design charts using a large range of tools including full stitch, halfstitch & backstitch
- Move, copy, mirror & rotate sections of charts
- View your designs on screen in beautiful lifelike stitches - simulated cross stitch, tent stitch, & beads
- View by colour, symbols or both
- Design charts using thread & material colours from on screen catalogs, just like shade cards
- Match any colour to the nearest catalogue number
- Change colours and/or symbols at any stage
- Save cut-outs as library files
- Print charts in symbols or lifelike stitches
- Print the instructions & a key
- Print your designs straight onto material or transfer paper with Stampstitch
- Share your designs with your friends by e-mail
- Also StitchCraft comes with full on-screen tutorial, online help, manual & full technical support

Plus loads more...



For more information please visit us at: [www.stitchcraft.info](http://www.stitchcraft.info)